

# AVMax<sup>®</sup>

*Automated Valuation Solutions*

## Advanced AVM Technology

- Immediate Access
- Reliable Accuracy
- Multiple Data Sources
- Multiple Tools
- Comprehensive Reports
- Easy-to-Read Format
- No Long-Term Contracts
- Single-Use Fees Structure Available

## Internet Explorer Privacy Settings for AVMax<sup>®</sup>

The **AVMax** website uses cookies to gather statistical data regarding geographic usage of the Model. In order for your browser to display the **AVMax** Report, you will need to make some minor changes to your Browser Settings.

The following pages will walk you through the steps required. The first thing to do is to open up your Internet Explorer.

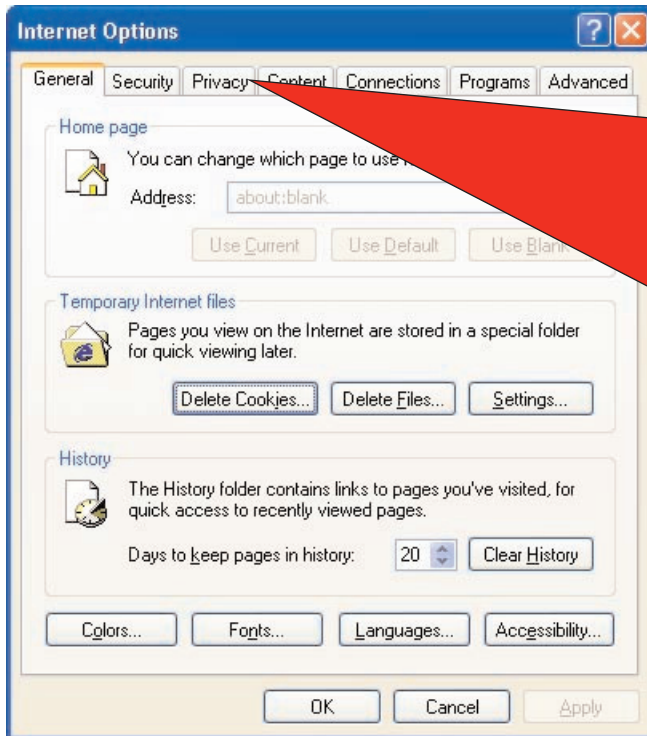


Click on "Tools", and a drop-down menu will appear. Select the last option, "Internet Options".

The dialog box called "Internet Options" will pop-up, and is reproduced on the next page.



**Affordability... Reliability... Performance**

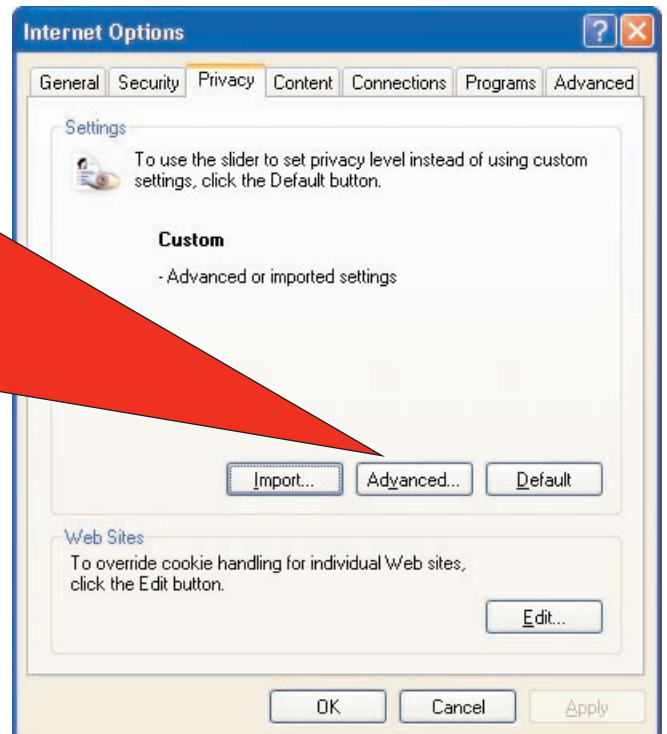


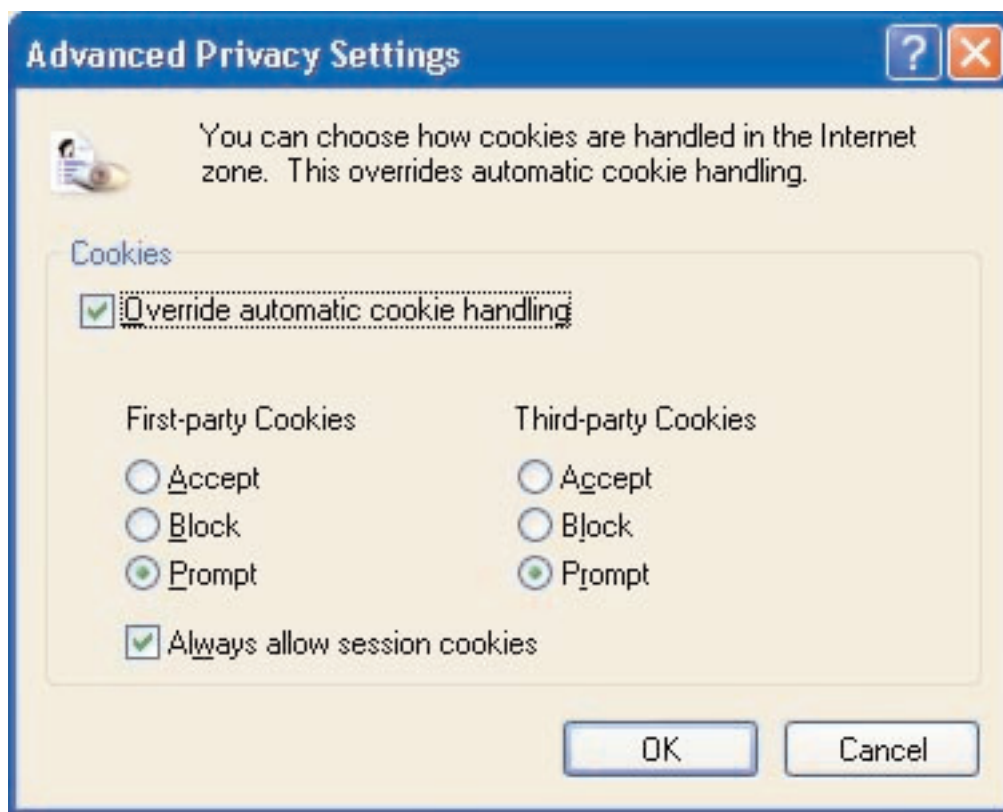
Click on the 3rd tab from the left:  
“Privacy”

The dialog box shown below will open.



Next, select the “Advanced” button.  
This will take you to the dialog box  
where you will actually change your  
settings, and is shown on the  
following page.





Finally, you should copy the settings above.

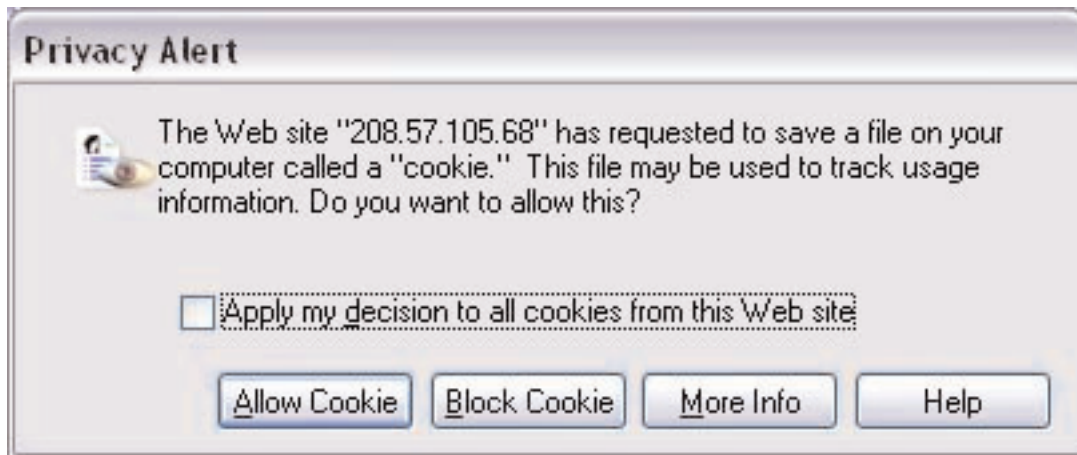
- 1) Check-off the “Override automatic cookie handling”
- 2) Under First-party Cookies, we recommend that you select “Prompt”. This will give you the opportunity to accept/reject cookies from sites that you visit. If you don’t care, you can select “Accept”
- 3) Under “Third-party Cookies”, follow the instructions in step 2.
- 4) Finally, select “Always allow session cookies”

Click on “OK” and exit all the previous screens by selecting the “Apply” and/or “OK” buttons.

Once you have completed these changes, close Internet Explorer and re-open it to activate the changes you just made. Now return to the AVMax website, and log in normally.

If when making the changes to your Privacy Settings you selected “Prompt”, the pop-up screen below will appear after you enter your User Name & Password. (this is the “prompt”). You want to check off

*“Apply my decision to all cookies from this site”*



Next, click on the “Allow Cookie” button.

That’s all there is to it! Thanks for taking to time to look at AVMax! Please feel free to contact us any time if you are having any difficulties!

---

[www.AVMax.net](http://www.AVMax.net)  
1-866-34-AVMax (866-342-8629)

---